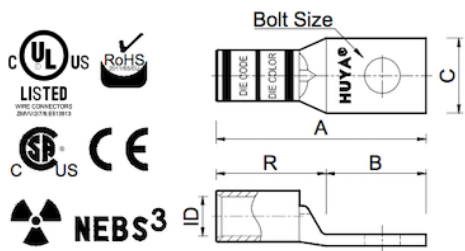


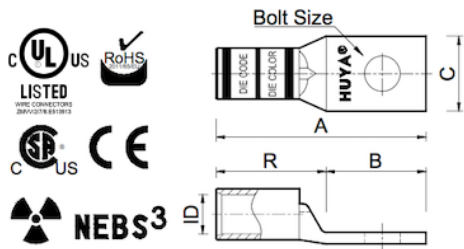
One - Hole



Installation Information			
Manufacturer	Tools	Color	Code
T&B	TBM5 TBM8	Gray	29
Panduit	CT-720 CT-920	Gray	P29
Burndy	Y1MR Y2MR	Gray	8
Celestra	A45	Gray	29

Cat. Nos	Wire Size		Dimension (in.)					ID	Std. Pkg.
	Code	Flex Class G,H,I,K,M	Bolt Size	A	B	C	R		
DA0421	4 AWG	40-50 Navy 133/.0177 49/.029 91/24 = 36.7 kcmil	#12	1.35	0.60	0.55	0.75	0.27	100
DA0410	4 AWG	40-50 Navy 133/.0177 49/.029 91/24 = 36.7 kcmil	#10	1.35	0.60	0.55	0.75	0.27	100
DA0414	4 AWG	40-50 Navy 133/.0177 49/.029 91/24 = 36.7 kcmil	1/4	1.35	0.60	0.55	0.75	0.27	100
DA0456	4 AWG	40-50 Navy 133/.0177 49/.029 91/24 = 36.7 kcmil	5/16	1.41	0.66	0.61	0.75	0.27	100
DA0438	4 AWG	40-50 Navy 133/.0177 49/.029 91/24 = 36.7 kcmil	3/8	1.41	0.66	0.61	0.75	0.27	100
DA0438-242	4 AWG	40-50 Navy 133/.0177 49/.029 91/24 = 36.7 kcmil	3/8	1.50	0.75	0.59	0.75	0.27	100
DA0412	4 AWG	40-50 Navy 133/.0177 49/.029 91/24 = 36.7 kcmil	1/2	2.15	1.40	1.00	0.75	0.27	100
DA0410-250	4 AWG	40-50 Navy 133/.0177 49/.029 91/24 = 36.7 kcmil	#10	1.60	0.54	0.55	1.06	0.28	100
DA0414-250	4 AWG	40-50 Navy 133/.0177 49/.029 91/24 = 36.7 kcmil	1/4	1.68	0.62	0.55	1.06	0.28	100
DA0456-250	4 AWG	40-50 Navy 133/.0177 49/.029 91/24 = 36.7 kcmil	5/16	1.80	0.74	0.55	1.06	0.28	100
DA0438-250	4 AWG	40-50 Navy 133/.0177 49/.029 91/24 = 36.7 kcmil	3/8	1.90	0.84	0.62	1.06	0.28	100
DA0414-260	4 AWG	40-50 Navy 133/.0177 49/.029 91/24 = 36.7 kcmil	1/4	1.70	0.64	0.50	1.06	0.26	100
DA0410-260	4 AWG	40-50 Navy 133/.0177 49/.029 91/24 = 36.7 kcmil	8-10	1.58	0.52	0.50	1.06	0.26	100
DA0456-260	4 AWG	40-50 Navy 133/.0177 49/.029 91/24 = 36.7 kcmil	5/16	1.76	0.70	0.50	1.06	0.26	100
DA0438-260	4 AWG	40-50 Navy 133/.0177 49/.029 91/24 = 36.7 kcmil	3/8	1.89	0.83	0.58	1.06	0.26	100
DA0412-260	4 AWG	40-50 Navy 133/.0177 49/.029 91/24 = 36.7 kcmil	1/2	2.14	1.08	0.71	1.06	0.26	100
DA0410-251	4 AWG	40-50 Navy 133/.0177 49/.029 91/24 = 36.7 kcmil	#10	1.32	0.54	0.55	0.78	0.28	100
DA0414-251	4 AWG	40-50 Navy 133/.0177 49/.029 91/24 = 36.7 kcmil	1/4	1.40	0.62	0.55	0.78	0.28	100
DA0456-251	4 AWG	40-50 Navy 133/.0177 49/.029 91/24 = 36.7 kcmil	5/16	1.52	0.74	0.55	0.78	0.28	100
DA0438-251	4 AWG	40-50 Navy 133/.0177 49/.029 91/24 = 36.7 kcmil	3/8	1.62	0.84	0.62	0.78	0.28	100

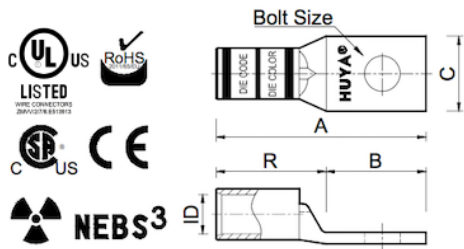
One - Hole



Installation Information			
Manufacturer	Tools	Color	Code
T&B	TBM5 TBM8	Gray	29
Panduit	CT-720 CT-920	Gray	P29
Burndy	Y1MR Y2MR	Gray	8
Celestra	A45	Gray	29

Cat. Nos	Wire Size		Dimension (in.)					ID	Std. Pkg.
	Code	Flex Class G,H,I,K,M	Bolt Size	A	B	C	R		
DA0410-252	4 AWG	40-50 Navy 133/.0177 49/.029 91/24 = 36.7 kcmil	#10	1.32	0.54	0.55	0.78	0.28	100
DA0414-252	4 AWG	40-50 Navy 133/.0177 49/.029 91/24 = 36.7 kcmil	1/4	1.40	0.62	0.55	0.78	0.28	100
DA0456-252	4 AWG	40-50 Navy 133/.0177 49/.029 91/24 = 36.7 kcmil	5/16	1.52	0.74	0.55	0.78	0.28	100
DA0438-252	4 AWG	40-50 Navy 133/.0177 49/.029 91/24 = 36.7 kcmil	3/8	1.62	0.84	0.62	0.78	0.28	100
DA0410-261	4 AWG	40-50 Navy 133/.0177 49/.029 91/24 = 36.7 kcmil	8-10_	1.27	0.52	0.55	0.75	0.28	100
DA0412-261	4 AWG	40-50 Navy 133/.0177 49/.029 91/24 = 36.7 kcmil	1/2	1.83	1.08	0.71	0.75	0.28	100
DA0414-261	4 AWG	40-50 Navy 133/.0177 49/.029 91/24 = 36.7 kcmil	1/4	1.39	0.64	0.55	0.75	0.28	100
DA0438-261	4 AWG	40-50 Navy 133/.0177 49/.029 91/24 = 36.7 kcmil	3/8	1.58	0.83	0.58	0.75	0.28	100
DA0456-261	4 AWG	40-50 Navy 133/.0177 49/.029 91/24 = 36.7 kcmil	5/16	1.45	0.70	0.55	0.75	0.28	100
WP0414-004	4 AWG	40-50 Navy 133/.0177 49/.029 91/24 = 36.7 kcmil	1/4	1.35	0.56	0.55	0.76	0.29	100
WP0438-114	4 AWG	40-50 Navy 133/.0177 49/.029 91/24 = 36.7 kcmil	3/8	1.50	0.59	0.55	0.76	0.29	100
WP0456-115	4 AWG	40-50 Navy 133/.0177 49/.029 91/24 = 36.7 kcmil	5/16	1.35	0.56	0.55	0.76	0.29	100
WP0410-178	4 AWG	40-50 Navy 133/.0177 49/.029 91/24 = 36.7 kcmil	#10	1.35	0.56	0.55	0.76	0.29	100
LA0410	4 AWG	40-50 Navy 133/.0177 49/.029 91/24 = 36.7 kcmil	#10	1.70	0.65	0.52	1.05	0.27	100
LA0414	4 AWG	40-50 Navy 133/.0177 49/.029 91/24 = 36.7 kcmil	1/4	1.70	0.65	0.52	1.05	0.27	100
LA0410-250	4 AWG	40-50 Navy 133/.0177 49/.029 91/24 = 36.7 kcmil	#10	1.84	0.54	0.55	1.30	0.28	100
LA0414-250	4 AWG	40-50 Navy 133/.0177 49/.029 91/24 = 36.7 kcmil	1/4	1.92	0.62	0.55	1.30	0.28	100
LA0438-250	4 AWG	40-50 Navy 133/.0177 49/.029 91/24 = 36.7 kcmil	3/8	2.14	0.84	0.62	1.30	0.28	100
LA0410-260	4 AWG	40-50 Navy 133/.0177 49/.029 91/24 = 36.7 kcmil	#10	1.89	0.52	0.56	1.37	0.26	100
LA0414-260	4 AWG	40-50 Navy 133/.0177 49/.029 91/24 = 36.7 kcmil	1/4	2.01	0.64	0.56	1.37	0.26	100

One - Hole



Installation Information			
Manufacturer	Tools	Color	Code
T&B	TBM5 TBM8	Gray	29
Panduit	CT-720 CT-920	Gray	P29
Burndy	Y1MR Y2MR	Gray	8
Celestra	A45	Gray	29

Cat. Nos	Wire Size		Dimension (in.)						
	Code	Flex Class G,H,I,K,M	Bolt Size	A	B	C	R	ID	Std. Pkg.
LA0438-260	4 AWG	33/.017749/.02991/24 = 36.7 kcmil	3/8	2.20	0.83	0.58	1.37	0.26	100
LA0412-260	4 AWG	49/.029 91/24 = 36.7 kcmil	1/2	2.45	1.08	0.83	1.37	0.26	100
LA0414P-260	4 AWG	49/.029 91/24 = 36.7 kcmil	1/4	2.01	0.64	0.49	1.37	0.26	100
LA0438P-260	4 AWG	49/.029 91/24 = 36.7 kcmil	3/8	2.20	0.83	0.58	1.37	0.26	100
LA0412P-260	4 AWG	49/.029 91/24 = 36.7 kcmil	1/2	2.45	1.08	0.83	1.37	0.26	100
LA0414P-251	4 AWG	49/.029 91/24 = 36.7 kcmil	1/4	1.92	0.62	0.55	1.30	0.28	100
LA0438P-251	4 AWG	49/.029 91/24 = 36.7 kcmil	3/8	2.14	0.84	0.62	1.30	0.28	100
LA0414P-261	4 AWG	49/.029 91/24 = 36.7 kcmil	1/4	2.14	0.64	0.55	1.50	0.28	100
LA0438P-261	4 AWG	49/.029 91/24 = 36.7 kcmil	3/8	2.33	0.83	0.58	1.50	0.28	100